

LEANASSESS & ROBOTICASSESS – ACCELERATING PROCESS DIAGNOSTICS

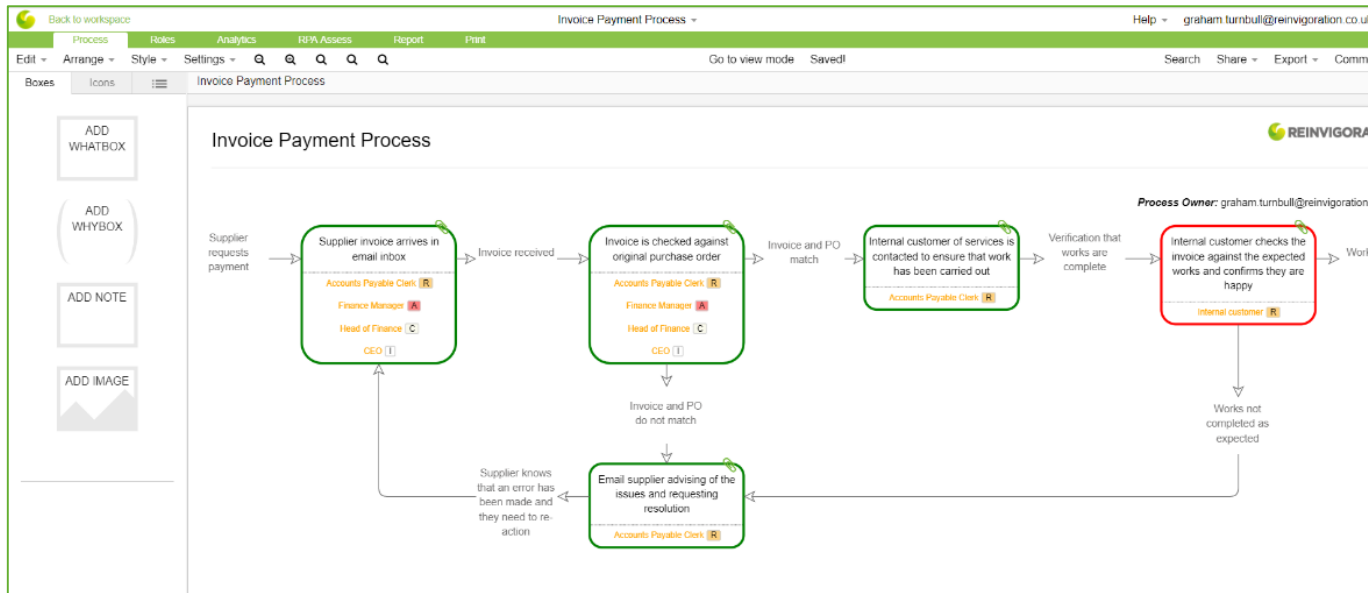
Rapid process improvement and automation
requirements gathering, with instant suitability
& business cases

Version 1.0
March 2019



OUR PROCESS ANALYSIS TOOL

OUR PROCESS MAPPING SOLUTION ENABLES A PROCESS MAPPING WORKSHOP TO BE FACILITATED QUICKLY AND COLLABORATIVELY, BLENDING FACE TO FACE & REMOTE ATTENDANCE WHERE YOU MAP AT THE SPEED OF CONVERSATION AND STREAMLINES VALIDATION



MAP AT THE SPEED OF CONVERSATION

With our approach, there are only 2 boxes – a What and a Why. Delegates very quickly paint a picture of the process activities, challenge each other on the accuracy of the map that is captured, and enables you to quickly build a picture of the roles, systems and stakeholders involved.

Opportunities for improvement can be immediately overlaid to the process map, with waste clearly shown.

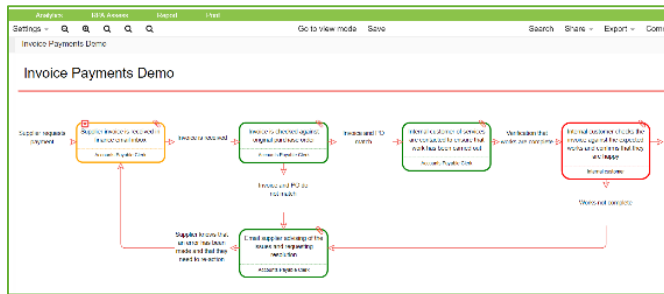


LESS INTRUSIVE

As the mapping approach is digital and is created in a simple and easy to understand format, delegates from all over the organisation can dial into the session to take part and contribute in real time. This means less time out of their day job and a far less expensive approach to process mapping.

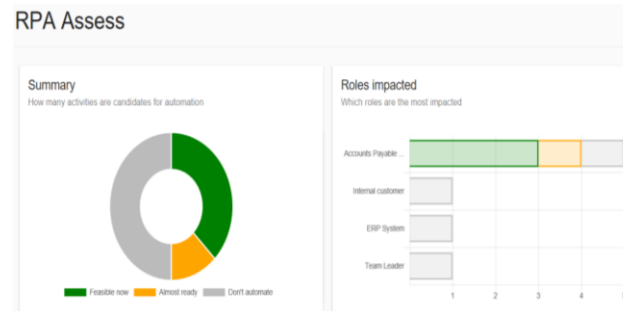
KEY FEATURES THAT ACCELERATE DIAGNOSTICS

DURING THE PROCESS WORKSHOP, RICH INFORMATION ABOUT THE PEOPLE, PROCESSES, RESPONSIBILITIES AND TECHNOLOGY ARE CAPTURED. A BUILT-IN REPORTING ENGINE INSTANTLY GENERATES VALUABLE REPORTS THAT ARE USED TO ACCELERATE PROCESS DIAGNOSTICS



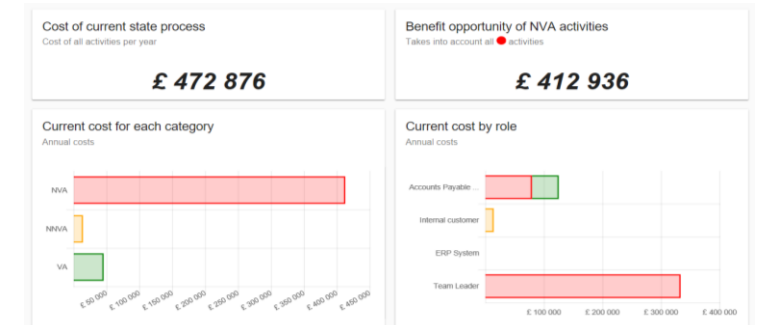
IDENTIFICATION OF NON-VALUE ADDING ACTIVITIES

With our tool, you can very quickly assess a process for wasteful steps that are prime opportunities for improvement. Workshop attendees also highlight suggestions for improvement that can be quickly costed through integrated functionality.



IDENTIFICATION OF LEAN & AUTOMATION OPPORTUNITIES

Key questions for each process step allow you to identify opportunities in the current state to apply lean process improvement or automation as part of any future state process design or operating model.

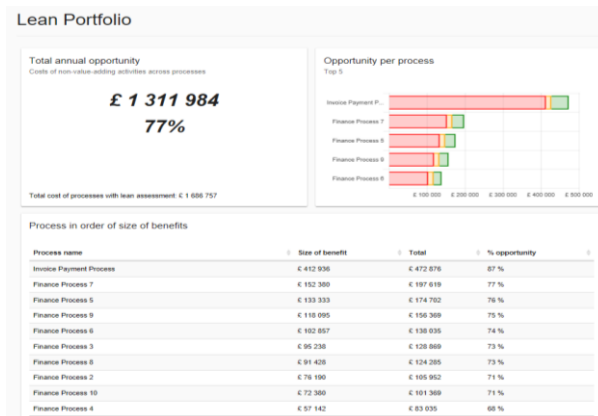


INSTANT FINANCIALS & BUSINESS CASES

Our tool allows you to capture some key process meta-data. Elements such as volumes, timings of each process step and annualised role costs are captured and combined with the identified waste and automation opportunities from the mapping workshop. The result is accurate reporting on the cost of current processing and a view on the potential future state benefits is produced.

KEY FEATURES THAT ACCELERATE DIAGNOSTICS

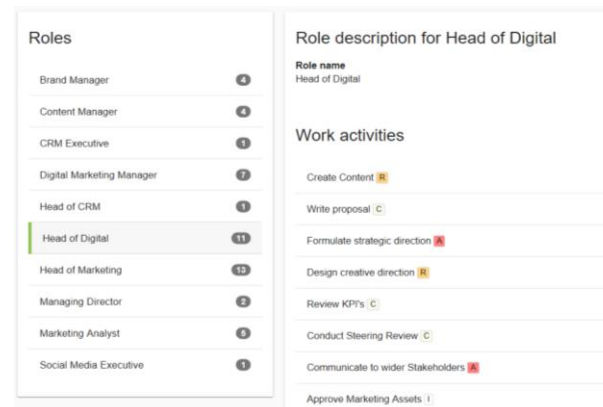
DURING THE PROCESS WORKSHOP, RICH INFORMATION ABOUT THE PEOPLE, PROCESSES, RESPONSIBILITIES AND TECHNOLOGY ARE CAPTURED. A BUILT-IN REPORTING ENGINE INSTANTLY GENERATES VALUABLE REPORTS THAT ARE USED TO ACCELERATE PROCESS DIAGNOSTICS



PORTFOLIO PRIORITISATION

A powerful improvement (for Lean and RPA) portfolio prioritisation tool allows you to visualise the total benefit opportunity in a multitude of ways.

This allows you to prioritise your focus your improvement efforts, driving up ROI.



RACI

When mapping a process, each process step is annotated with the key stakeholder roles, enabling instantaneous production of role related MI and stakeholder maps, produced at a click of a button. Fast analysis can then take place.



POWERFUL COLLABORATION & RAPID VALIDATION

Following the process workshop, maps can be distributed digitally to all necessary stakeholders to review, comment and query. They are able to annotate notes on the maps directly, enabling real time validation of processes, dramatically reducing the time to sign-off.

LIKE FOR LIKE COMPARISON – UNDERSTANDING A KEY PROCESS

THROUGH THE COMPLETION OF SIGNIFICANT NUMBER OF PROCESS ANALYSIS ACTIVITIES BEFORE AND AFTER REINVIGORATION MOVED TO OUR RAPID DIAGNOSTIC APPROACH, WE ARE ABLE TO DRAW A LIKE-FOR-LIKE COMPARISON ON EFFORT FOR BOTH INTERNAL AND EXTERNAL RESOURCE

TRADITIONAL APPROACH

Using Visio / BlueWorks / LucidChart in traditional workshop approach

Task	Resource Type	Typical Effort
Run process workshop	Consultant	8 hours
Write up output		4 hours
Requirements capture		4 hours
Roles & responsibilities		4 hours
Attend workshop	Manager	8 hours
Review content		2 hours
Attend workshop	Process SME's	32 hours
Review content		8 hours
	TOTAL EFFORT	70 HOURS

USING LEANASSESS & ROBOTICASSESS

Using our innovative rapid workshop approach

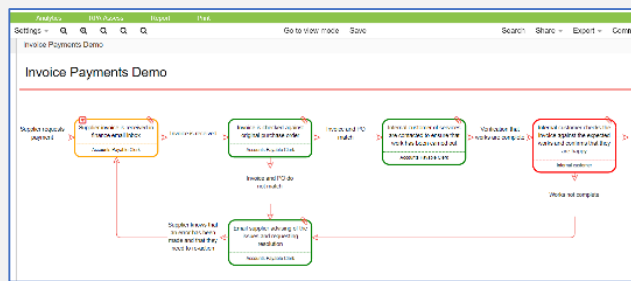
Task	Resource Type	Typical Effort
Run process workshop	Consultant	4 hours
Write up output		0 hours
Requirements capture		¼ hour
Roles & responsibilities		¼ hour
Attend workshop	Manager	4 hours
Review content		2 hours
Attend workshop	Process SME's	8 hours
Review content		4 hours
	TOTAL EFFORT	22.5 HOURS

TYPICALLY OUR TOOL REQUIRES LESS THAN HALF THE TIME TO COMPLETE A CURRENT STATE ASSESSMENT THAN OTHER TOOLS DUE TO ITS INNOVATIVE APPROACH

SUMMARY OF BENEFITS

OUR PROPRIETARY PROCESS UNDERSTANDING TOOL ALLOWS YOU TO QUICKLY DOCUMENT AND ANALYSE PROCESSES AND GAIN KEY DATA-DRIVEN INSIGHTS QUICKLY THROUGH A POWERFUL ANALYTICS MODULE

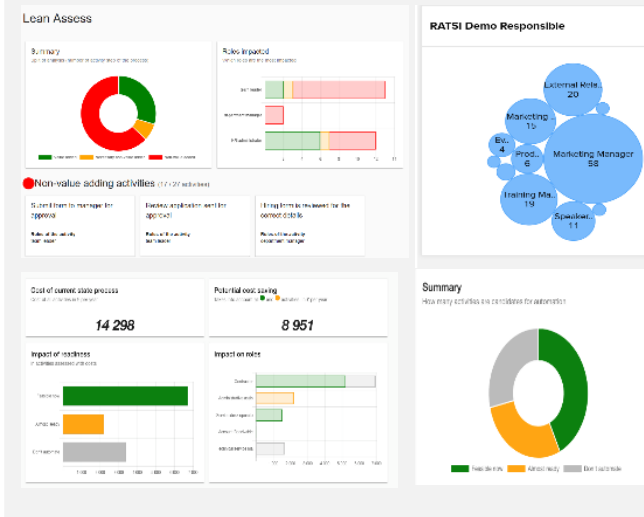
RAPIDLY MAP THE PROCESS & ADD KEY META-DATA



KEY FEATURES

- Map at the speed of conversation
- Collaborate globally at minimal cost
- Less intrusive - halving workshop time
- Capture vital process data
- Instantly visualise the waste within the process

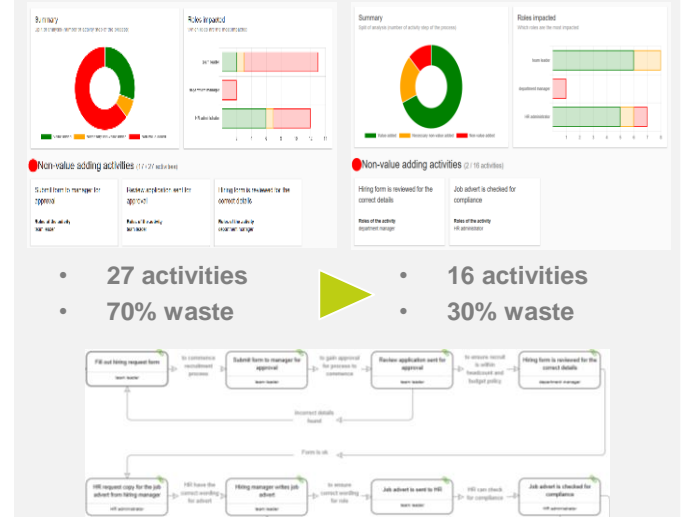
RUN POWERFUL ANALYTICS TO IDENTIFY & QUANTIFY IMPROVEMENT POTENTIAL



KEY FEATURES

- Instant identification of non-value adding activities to be stripped out of the process
- Instant identification of automation opportunities
- Auto-generation of business case for change with a clear quantification of benefits

OPTIMISE THE PROCESS & REALISE THE BENEFITS



KEY FEATURES

- Process optimisation benefits quickly captured using a new process map
- Roles and responsibilities redefined using RACI
- Process standardisation supported as the tool becomes a repository for the 'one best way'

PRICE LIST

OUR TOOL IS AVAILABLE IN 3 SIMPLE 12 MONTH SUBSCRIPTION PACKAGES, DEPENDING UPON THE SIZE OF YOUR NEEDS

STARTER

5 Processes
5 Users

Features:
Digital Discovery
Insights
Job Descriptions

Monthly Subscription: £25

TEAM

20 Processes
30 Users

Features:
Quantify Module
Process Collaboration
Version control / sign off

Monthly Subscription: £200
+ 10 Users: £50
+ 10 Processes: £50

ENTERPRISE

100 Processes
150 Users

Features:
Workspace Management
Single Sign On
Engagement Reports

Monthly Subscription: £1,000
+ 50 Users: £500
+ 50 Processes: £500

Additional
Modules

Lean Assess
£5 per Process*

Robotic Assess
£10 per Process*

*all prices per month

CONTACT US

Get in touch to discuss how we can help you transform your service operations.

CHRIS DANDO

E chris.dando@reinvigoration.co.uk

M 07818 067 232

A Reinvigoration Ltd | 3rd Floor Landore Court | 49 Charles St | Cardiff | CF10 2GD

T +44 (0)290 789 955

E info@reinvigoration.co.uk

W www.reinvigoration.com